Glynn County Airport Commission
1st Quarter Financial Summary

Airport Commissioners:

The Commission entered FY26/27 with expectations that revenues would increase by 10.09% as compared to 2026. Revenues received as of September 30th trend slightly less than budgeted estimates at 89.5%. The current investments package is reduced to make funds available for ongoing capital projects.

Activity Report

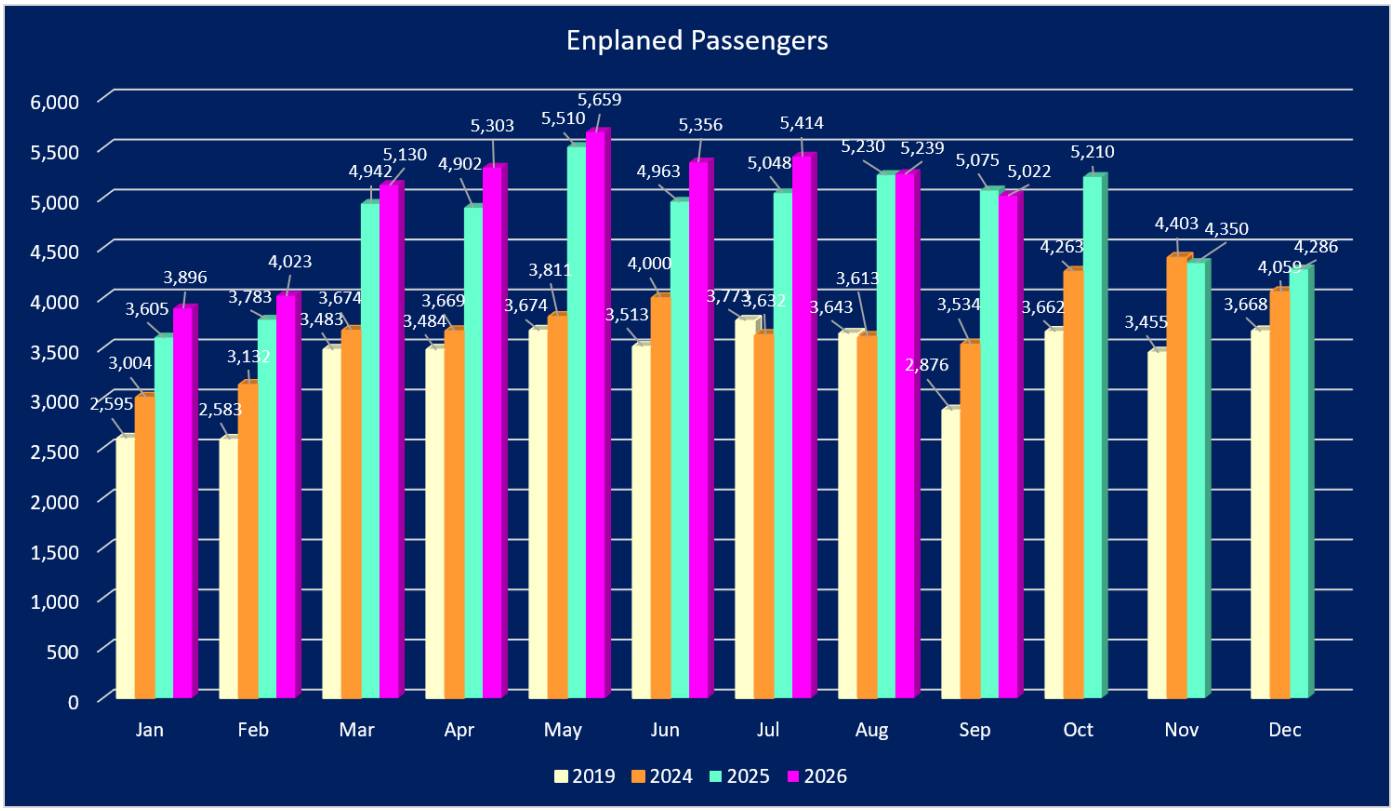

Passenger traffic for the quarter has increased by 2.1% from last year's enplanements. Staff are proactively collaborating with airlines to expand flight offerings to enhance the airport's connectivity and appeal.

Glynn County Airport Commission

At Brunswick Golden Isles Airport, Delta Air Lines achieved an on-time departure rate of 79%. An additional 19% of flights were delayed, based on the FAA's 15-minute threshold, while 2% were cancelled (5 flights), primarily due to weather, maintenance or mechanical issues, and crew delays.

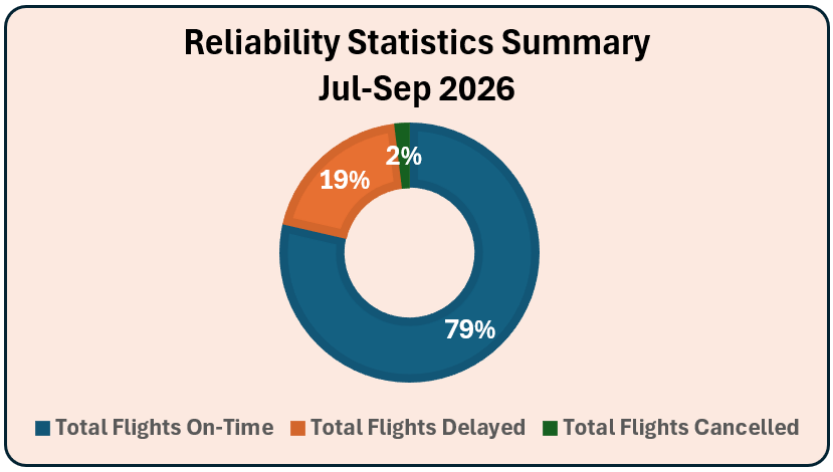

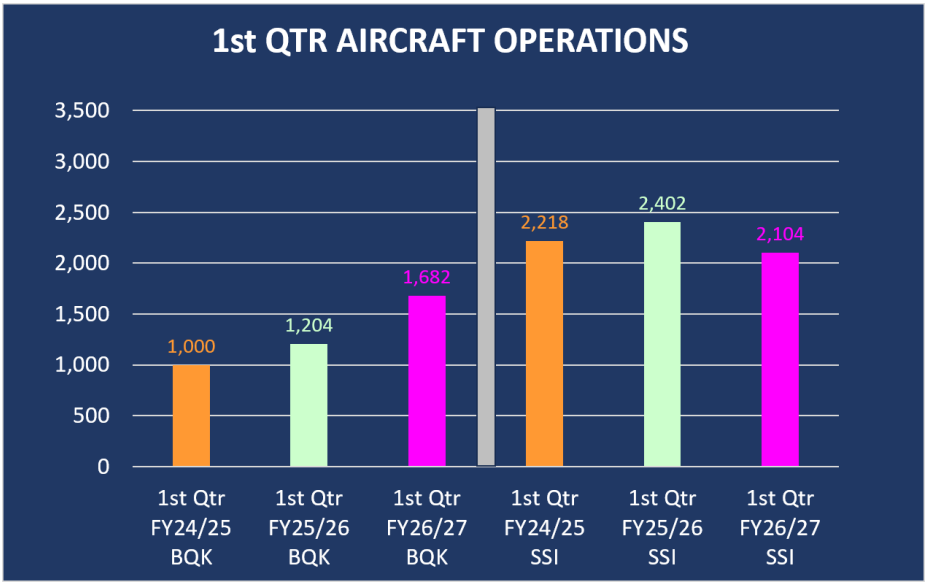

Operationally, Brunswick Golden Isles Airport saw an 39.7% increase in aviation traffic as compared to the previous year and St. Simons Island Airport experienced a (12.4%) decrease.

The operating summary and financial reports can be viewed at www.flygcairports.com

Total revenues generated by car rental concessions are up 0.3% compared to the same quarter in FY25/26.

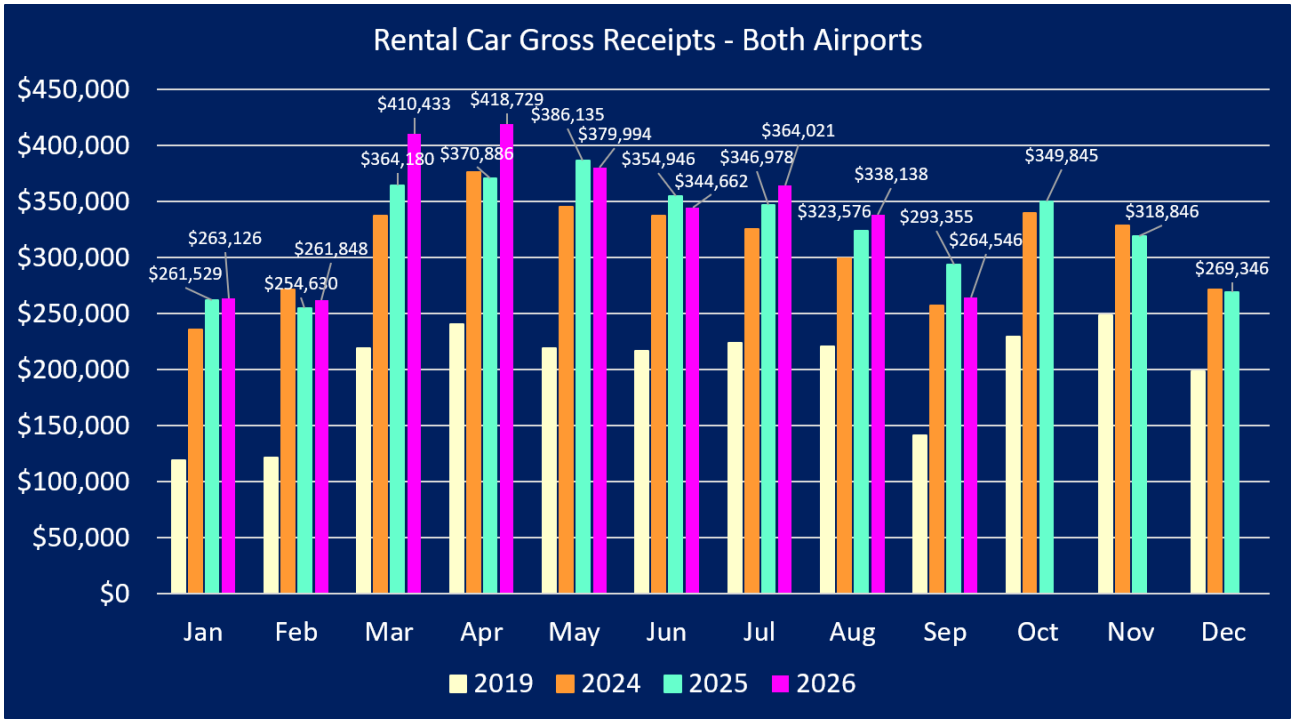

Financial Summary

For the year so far, earned revenues are slightly lower than projected at 89.5%, or $1,162,324 due to variable FBO concession fees, which are two months in arrears and interest. Interest receivables are expected to pick up as investments mature throughout the year. Operating expenses are trending lower than budgeted amounts at 82.9%, or $1,027,126, for reduced personnel, administrative, maintenance, operations, and utility costs.



The operating summary and financial reports can be viewed at www.flygcairports.com

Revenue Summary

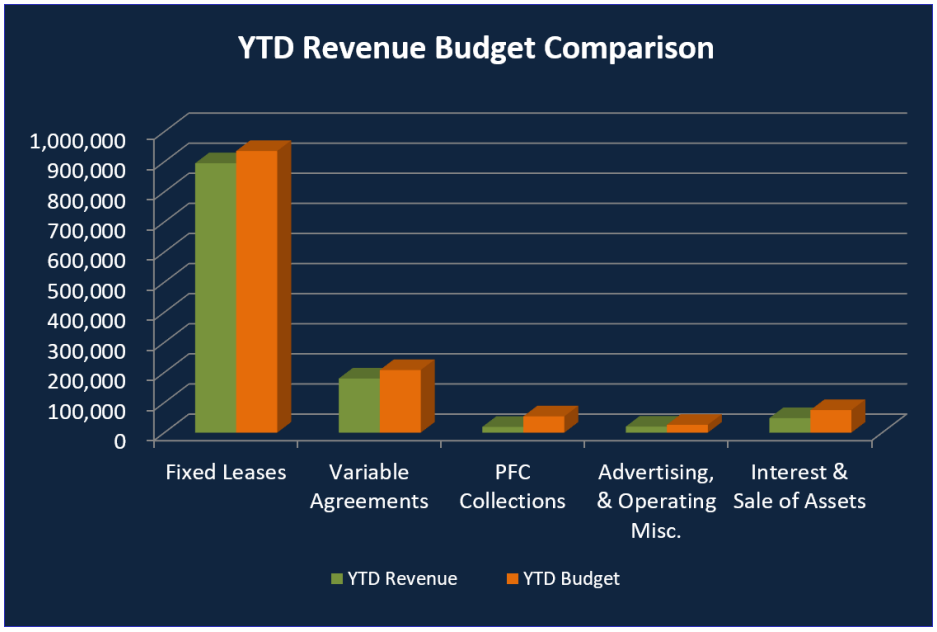

Fixed lease revenues are slightly less than projected for the year but are expected to catch up as the CPI-U adjustments go into effect throughout the year. Variable revenues are slightly less than projections due to FBO concession payments. These payments are received 60 days in arrears and have not yet been collected by the Commission. PFC earnings are based on enplanements and are less than budget estimates. These payments are received in arrears and have not yet been fully collected by the Commission. Advertising and miscellaneous are right on target with budgeted projections. Interest earnings are also slightly less than projected, at 64%.

Expense Summary

For the year, expenses constitute 82.94% of budgeted projections. In general, expenses remain low due to an effort to reduce spending. Additional delays in hiring of personnel have resulted in lower spending.

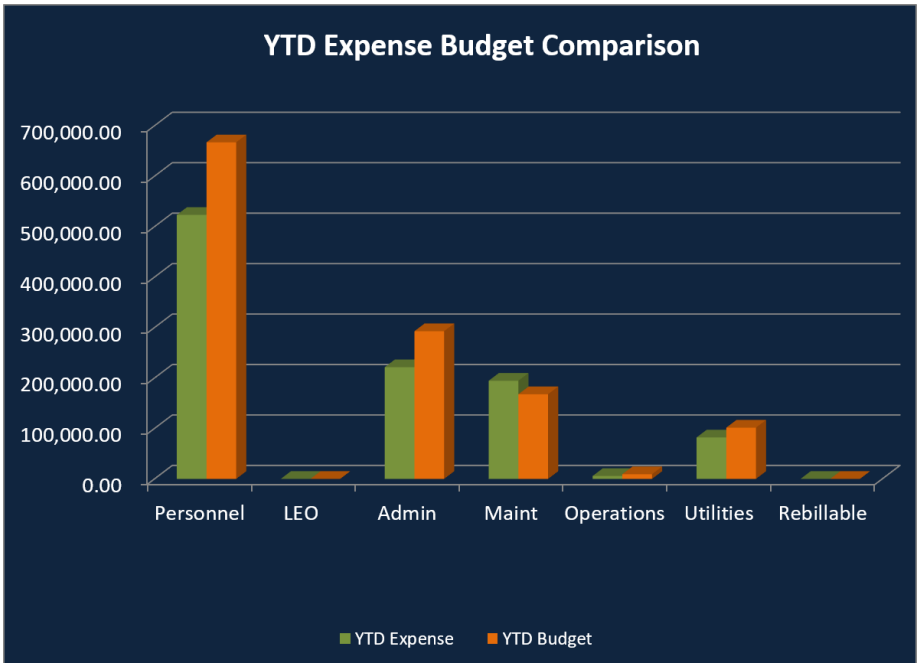

Capital Program Summary

The capital program for the year includes 37 open projects, of which 23 are completely funded by the Commission in the capital program. The remaining 14 projects are funded with a combination of federal and state grants and are in various stages of completion. As of quarter end, capital expenditures for all open projects totaled $7,903,565 or 19% of the total capital budget. Approximately $33,808,548 remains encumbered for ongoing capital projects for FY26/27.

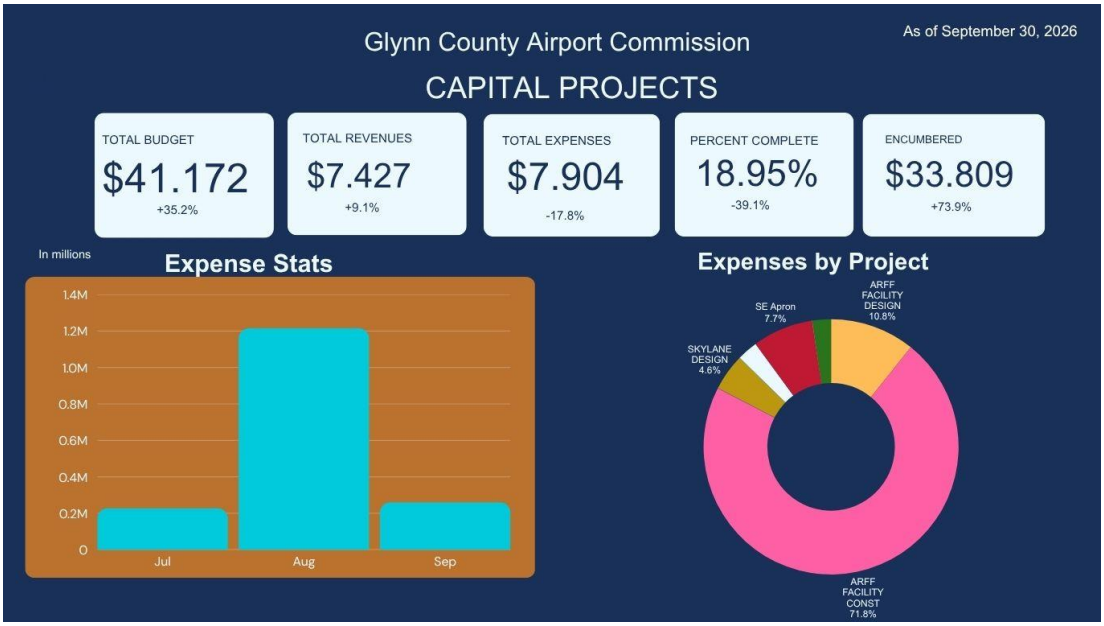

Please feel free to reach out to me, or the rest of the Finance and Administration team should you have any questions.

Best Regards,

Tiffany M. Landry

Glynn County Airport Commission
Airport Finance and Administration Assistant Director

GLYNN COUNTY AIRPORT COMMISSION
OPERATING QUARTERLY FINANCIAL REPORTS AS OF SEPTEMBER 30, 2026

	Current			Year to Date			YTD	Variance to		
	Brunswick	St. Simons	Total	Brunswick	St. Simons	Total	Budget	YTD Budget	%	Notes
OPERATING REVENUES:										
FIXED LEASE REVENUE						**895,102.56**	**935,779.71**	(40,677.15)	96%	
AERONAUTICAL	460,853.14	87,884.82	**548,737.96**	460,853.14	87,884.82					
NON AERONAUTICAL	91,720.18	254,644.42	**346,364.60**	91,720.18	254,644.42					
VARIABLE LEASE REVENUE	53,995.65	125,691.31	**179,686.96**	53,995.65	125,691.31	**179,686.96**	**207,922.17**	(28,235.21)	86%	
PFC COLLECTIONS	18,972.20	0.00	**18,972.20**	18,972.20	0.00	**18,972.20**	**54,062.25**	(35,090.05)	35%	
MISCELLANEOUS	16,685.61	3,529.41	**20,215.02**	16,685.61	3,529.41	**20,215.02**	**26,108.52**	(5,893.50)	77%	
TOTAL OPERATING REVENUES	**642,226.78**	**471,749.96**	**1,113,976.74**	**642,226.78**	**471,749.96**	**1,113,976.74**	**1,223,872.65**	**(109,895.91)**	**91%**	
NON-OPERATING REVENUES:										
INTEREST	24,258.53	21,088.60	**45,347.13**	24,258.53	21,088.60	**45,347.13**	**75,000.00**	(29,652.87)	60%	
LEO/SEO	3,000.00	0.00	**3,000.00**	3,000.00	0.00	**3,000.00**	**0.00**	3,000.00	#DIV/0!	
MISC ADMINISTRATIVE INCOME	0.00	0.00	**0.00**	0.00	0.00	**0.00**	**0.00**	0.00	100%	
REBILLABLE REVENUE	0.00	0.00	**0.00**	0.00	0.00	**0.00**	**0.00**	0.00	#DIV/0!	
SALE OF ASSETS	0.00	0.00	**0.00**	0.00	0.00	**0.00**	**0.00**	0.00	100%	
TOTAL NON-OPERATING REVENUES:	**27,258.53**	**21,088.60**	**48,347.13**	**27,258.53**	**21,088.60**	**48,347.13**	**75,000.00**	**(26,652.87)**	**64%**	
TOTAL REVENUES	**669,485.31**	**492,838.56**	**1,162,323.87**	**669,485.31**	**492,838.56**	**1,162,323.87**	**1,298,872.65**	**(136,548.78)**	**89.49%**	

	Current			Year to Date			YTD	Variance to		
	Brunswick	St. Simons	Total	Brunswick	St. Simons	Total	Budget	YTD Budget	%	
OPERATING EXPENSES:										
PERSONNEL	366,773.76	156,511.67	**523,285.43**	366,773.76	156,511.67	**523,285.43**	**667,018.98**	($143,733.55)	78%	
ADMINISTRATIVE EXPENSES	132,841.23	88,560.82	**221,402.05**	132,841.23	88,560.82	**221,402.05**	**292,713.93**	($71,311.88)	76%	
MAINTENANCE	172,382.39	22,137.81	**194,520.20**	172,382.39	22,137.81	**194,520.20**	**167,773.14**	$26,747.06	116%	
OPERATIONS AND SECURITY	5,414.99	322.47	**5,737.46**	5,414.99	322.47	**5,737.46**	**9,275.04**	($3,537.58)	62%	
UTILITIES	70,900.55	11,280.27	**82,180.82**	70,900.55	11,280.27	**82,180.82**	**101,575.02**	($19,394.20)	81%	
TOTAL OPERATING EXPENSES	**748,312.92**	**278,813.04**	**1,027,125.96**	**748,312.92**	**278,813.04**	**1,027,125.96**	**1,238,356.11**	**($211,230.15)**	**82.94%**	
NET OPERATING INCOME	**(78,827.61)**	**214,025.52**	**135,197.91**	**(78,827.61)**	**214,025.52**	**135,197.91**	**60,516.54**	**74,681.37**		

CASH FLOW PROJECTION FOR PERIOD ENDING
June 30, 2027

CASH ON HAND:		
PETTY CASH	$100	
RECONCILED CASH BALANCE (Coastal Bank)	$1,713,032	
RESTRICTED CASH HANGAR RELOCATION	$49,460	
RESTRICTED CASH DEDUCTIBLE	$100,000	
RESTRICTED CAPITAL RESERVE	$1,856,697	
RESTRICTED TABBY HOUSE DONATION	$0	
PFC REVENUES	$2,501	
SPLOST 2022	$3,880,720	
2023 LAND SALES FLETC DORMS & LAND	$1,097,793	
1007 Bank Deposits	$0	
1010 Prudential Investments	$6,274,393	
TOTAL CASH ON HAND		**$14,974,696**
PROJECTED INCOME AS BUDGETED:		
ANTICIPATED REVENUE FROM AGREEMENTS	$3,594,237	
INTEREST INCOME	$254,653	
PFC COLLECTIONS	$197,277	
TSA REIMBURSEMENTS	-$3,000	
SALE OF ASSETS (RESTRICTED TO CAPITAL PROJECTS)	$0	
REBILLABLE (REVENUES)	$0	
TOTAL PROJECTED INCOME		**$4,043,167**
LESS OPERATING EXPENSES & COMMITMENTS AS BUDGETED:		
ANTICIPATED OPERATING EXPENSES	$3,958,567	
TOTAL OPERATING COMMITMENTS		**-$3,958,567**
NET CASH BEFORE CAPITAL COMMITMENTS		**$15,059,296**
AMOUNT FROM FAA FOR PROJECTS	$20,721,027	**$20,721,027**
AMOUNT FROM STATE FOR PROJECTS	$5,184,766	**$5,184,766**
AMOUNT FROM OTHER FUNDING SOURCES	$6,164,261	**$6,164,261**

FY	LOC	REMAINING CAPITAL EXPENDITURES	UNEXPENDED FUNDS
2022/2023	BQK	14089 K9 Infrastructure (ADA Relief Area)	$8,000
2022/2023	BQK	14123 ARFF SCBA Breathing Apparatuses (2)	$14,000
2023/2024	BQK	14125 Runway Area Safety Study	$26,620
2023/2024	BQK	185 Design ARFF Facility Evaulation & Replacement	$40,024
2023/2024	BQK	176 North Development Environmental Update & Taxilane Design	$50,424
2023/2024	BQK	185C Constuct ARFF Facility Replacement	$3,480,542
2023/2024	BQK	193 Construct North Development Taxilane	$3,032,900
2024/2025	BQK	14141 Building Modifications	$13,955
2025/2026	BQK	14142 Redesign of Visitor Center	$5,000
2025/2026	BQK	14143 GCAC History Revamp Project	$8,000
2025/2026	BQK	14144 Tipsy McFly's - Stove, POS, Refrigeration Purchase (Hold Room)	$11,277
2026/2027	BQK	194 Passenger Terminal Parking P3&4	$1,789,536
2026/2027	BQK	195 Rehabilitate Terminal - Phase 1 - HVAC Modernization	$1,100,000
2026/2027	BQK	196 Acquire ARFF Truck	$1,020,457
2026/2027	BQK	14149 Maintenance Shop Renovations (Former ARFF)	$100,000
2026/2027	BQK	16105 Replace Marquee Sign at Terminal	$8,000
2026/2027	BQK	14150 Additonal Video Surveliance Cameras for Parking Lot	$10,900
2026/2027	BQK	14151 Wetland Mitigation Grubbing and Clearing	$40,000
2026/2027	BQK	14152 Drainage Study to look at former Wetland Determination Property	$80,000
2026/2027	BQK	14153 Hold Room Rehabilitation Construction	$200,000
2026/2027	BQK	14154 HVAC Vault Air Conditioning	$1,400
2026/2027	BQK	14155 Electrical Switchgear- Power	$40,000
2026/2027	BQK	14156 Winn Baker Drive Pipe Renovation	$12,000
2026/2027	BQK	14157 Calibration Pad Recertification	$11,606
2026/2027	BQK	14095 Water Bottle Station Hold Room	$1,200
2015/2016	SSI	16084 SSI Annex Improvements (All Phases)	$68,654
2022/2023	SSI	215D Design Skylane Development Infrastructure	$93,504
2024/2025	SSI	215C Construct Skylane Development Infrastructure Phase 2	$8,921,740
2024/2025	SSI	221 Southeast Apron Pavement Rehab & Drain Imp Design & Const	$59,876
2025/2026	SSI	220D Design 4-22 Rehab Airfield Safety EMAS	$1,186,083
2025/2026	SSI	223 16/34 Crack Seal Project	$692,766
2025/2026	SSI	16101 ATCT Project	$22,187
2026/2027	SSI	220C Construct Rwy 4-22 Rehb, EMAS, & Drainage Imp Part 1: Rehab & Infra	$11,359,920
2026/2027	SSI	224 Design& Constrcut Perimeter Fencing Improvements	$247,000
2026/2027	SSI	16102 Move FAA RCO Equipment from Jekyll to SSI	$50,000
2026/2027	SSI	16103 Present Weather Sensor for AWOS - Replacement	$477
2026/2027	SSI	16104 Trailer	$501

CAPITAL EXPENDITURES (Unexpended)	**$33,808,548**
CAPITAL RESERVE - LOCAL CAPITAL COMMITMENT	**$1,738,494**
	$13,320,802

Reserved Deductible	$100,000
Restricted Cash	$49,460
Restricted Tabby House	$0
Restricted Capital Reserve	$1,856,697
Restricted TBD Projects	$1,097,793

PROJECTED AVAILABLE CASH BALANCE AT 06/30/2027 — $10,216,851

Goal for Operating Reserves	**$1,250,811**
Actual Reserves	**$10,216,851**

CAPITAL PROJECT BALANCES FY26/27
STATEMENT ENDING JUNE 30, 2027

Loc	Proj No	Fed/State Project No	Project Name	FY	Total Revenues Collected	Total Budget	Total Expenses for Prior Fiscal Years	Current FY Expenses	Total All	Remaining Balance	Projected Spending	% of Completion
1407												
BQK	14089	Local	K9 Infrastructure (ADA Relief Area)	2022/2023	$ -	$ 8,000	$ -	$ -	$ -	$ 8,000	$ 8,000	0.00%
BQK	14123	Local	ARFF SCBA Breathing Apparatuses (2)	2022/2023	$ -	$ 14,000	$ -	$ -	$ -	$ 14,000	$ 14,000	0.00%
BQK	14125	Local	Runway Safety Area Study	2023/2024	$ -	$ 29,578	$ 2,958	$ -	$ 2,958	$ 26,620	$ 26,620	10.00%
BQK	185D	3130018-51	Design ARFF Facility Evaluation & Replacement	2023/2024	$ 818,143	$ 890,197	$ 850,173	$ -	$ 850,173	$ 40,024	$ 40,024	95.50%
BQK	176	TBD	North Development Environmental Update & Taxilane Design	2023/2024	$ 141,514	$ 256,484	$ 195,941	$ 10,119	$ 206,060	$ 50,424	$ 50,424	80.34%
BQK	185C	3130018-52, 53	Construct ARFF Facility Replacement	2023/2024	$ 5,790,515	$ 9,160,657	$ 4,071,302	$ 1,608,813	$ 5,680,115	$ 3,480,542	$ 3,480,542	62.01%
BQK	193C	TBD	Construct North Development Taxilane	2023/2024	$ -	$ 3,032,900	$ -	$ -	$ -	$ 3,032,900	$ 3,032,900	0.00%
BQK	14141	Local	Building Modifications	2024/2025	$ -	$ 50,000	$ 36,045	$ -	$ 36,045	$ 13,955	$ 13,955	72.09%
BQK	14142	Local	Redesign of Visitor Center	2025/2026	$ -	$ 5,000	$ -	$ -	$ -	$ 5,000	$ 5,000	0.00%
BQK	14143	Local	GCAC History Revamp Project	2025/2026	$ -	$ 8,000	$ -	$ -	$ -	$ 8,000	$ 8,000	0.00%
BQK	14144	Local	Tipsy McFly's - Stove, POS, Refrigeration purchase (Hold Room)	2025/2026	$ -	$ 30,000	$ 18,723	$ -	$ 18,723	$ 11,277	$ 11,277	62.41%
BQK	194	TBD	Passenger Terminal Parking P3&4	2026/2027	$ -	$ 1,793,192	$ 432	$ 3,224	$ 3,656	$ 1,789,536	$ 1,789,536	0.20%
BQK	195	TBD	Rehabilitate Terminal - Phase1 - HVAC Modernization	2026/2027	$ -	$ 1,100,000	$ -	$ -	$ -	$ 1,100,000	$ 1,100,000	0.00%
BQK	196	TBD	Acquire ARFF Truck	2026/2027	$ -	$ 1,020,457	$ -	$ -	$ -	$ 1,020,457	$ 1,020,457	0.00%
BQK	14149	Local	Maintenance Shop Renovations (Former ARFF)	2026/2027	$ -	$ 100,000	$ -	$ -	$ -	$ 100,000	$ 100,000	0.00%
SSI	16105	Local	Replace Marquee Sign at Terminal	2026/2027	$ -	$ 8,000	$ -	$ -	$ -	$ 8,000	$ 8,000	0.00%
BQK	14150	Local	Additonal Video Surveilliance Cameras for Parking Lot	2026/2027	$ -	$ 10,900	$ -	$ -	$ -	$ 10,900	$ 10,900	0.00%
BQK	14151	Local	Wetland Mitigation Grubbing and Clearing	2026/2027	$ -	$ 40,000	$ -	$ -	$ -	$ 40,000	$ 40,000	0.00%
BQK	14152	Local	Drainage Study to look at former Wetland Determination Property	2026/2027	$ -	$ 80,000	$ -	$ -	$ -	$ 80,000	$ 80,000	0.00%
BQK	14153	Local	Hold Room Rehabilitation Construction	2026/2027	$ -	$ 200,000	$ -	$ -	$ -	$ 200,000	$ 200,000	0.00%
BQK	14154	Local	HVAC Vault Air Conditioning	2026/2027	$ -	$ 12,000	$ -	$ 10,600	$ 10,600	$ 1,400	$ 1,400	88.33%
BQK	14155	Local	Electrical Switchgear- Power	2026/2027	$ -	$ 40,000	$ -	$ -	$ -	$ 40,000	$ 40,000	0.00%
BQK	14156	Local	Winn Baker Drive Pipe Renovation	2026/2027	$ -	$ 12,000	$ -	$ -	$ -	$ 12,000	$ 12,000	0.00%
BQK	14157	Local	Calibration Pad Recertification	2026/2027	$ -	$ 16,600	$ -	$ 4,994	$ 4,994	$ 11,606	$ 11,606	30.08%
BQK	14095	Local	Water Bottle Station Hold Room	2026/2027	$ -	$ 5,000	$ -	$ 3,800	$ 3,800	$ 1,200	$ 1,200	76.00%
1607												
SSI	16084	Local	SSI Annex Office Improvements (1059, 16071, 16076, 16084)	2018/2019	$ -	$ 141,774	$ 73,120	$ -	$ 73,120	$ 68,654	$ 68,654	51.57%
SSI	215D	TBD	Design Skylane Development Infrastructure	2022/2023	$ 203,448	$ 456,858	$ 363,354	$ -	$ 363,354	$ 93,504	$ 93,504	79.53%
SSI	215C	TBD	Construct Sklyane Development Infrustructure Phase 2	2024/2025	$ -	$ 8,927,364	$ 4,000	$ 1,624	$ 5,624	$ 8,921,740	$ 8,921,740	0.06%
SSI	221	AP025-9000-68	Southeast Apron Pavement Rehab & Drain Imp Design & Const	2024/2025	$ 473,091	$ 668,883	$ 577,163	$ 31,844	$ 609,007	$ 59,876	$ 59,876	91.05%
SSI	220D	AP026-9102-71	Design 4-22 Rehab Airfield Safety EMAS	2025/2026	$ -	$ 1,190,083	$ 4,000	$ -	$ 4,000	$ 1,186,083	$ 1,186,083	0.34%
SSI	223	TBD	16/34 Crack Seal Project	2025/2026	$ -	$ 692,766	$ -	$ -	$ -	$ 692,766	$ 692,766	0.00%
SSI	16101	Local	ATCT Project	2025/2026	$ -	$ 32,000	$ 3,609	$ 6,204	$ 9,813	$ 22,187	$ 22,187	30.67%
SSI	220C	TBD	Construct Rwy 4-22 Rehb, EMAS, & Drainage Imp Part 1: Rehab & Infra	2026/2027	$ -	$ 11,359,920	$ -	$ -	$ -	$ 11,359,920	$ 11,359,920	0.00%
SSI	224	TBD	Design & Construct Perimeter Fencing Improvements	2026/2027	$ -	$ 247,000	$ -	$ -	$ -	$ 247,000	$ 247,000	0.00%
SSI	16102	Local	Move FAA RCO Equipment from Jekyll to SSI	2026/2027	$ -	$ 50,000	$ -	$ -	$ -	$ 50,000	$ 50,000	0.00%
SSI	16103	Local	Present Weather Sensor for AWOS- Replacement	2026/2027	$ -	$ 14,000	$ -	$ 13,523	$ 13,523	$ 477	$ 477	96.59%
SSI	16104	Local	Trailer	2026/2027	$ -	$ 8,500	$ -	$ 7,999	$ 7,999	$ 501	$ 501	94.11%
					$ 7,426,711	**$ 41,712,113**	**$ 6,200,820**	**$ 1,702,744**	**$ 7,903,565**	**$ 33,808,548**	**$ 33,808,548**	**18.95%**

GLYNN COUNTY AIRPORT COMMISSION
Balance Sheet
As of September 30, 2026

	Sep 30, 26	
ASSETS		
Current Assets		
Checking/Savings		
1001 · Petty Cash		100.00
1002 · Cash, Checking		
1002-R5 Restricted Deductible	100,000.00	
1002-R4 · Restricted Hangar Relocation	49,460.20	
1002-R6 · Capital Reserve (Encumbered)	1,856,697.00	
1002 · Cash, Checking - Other	1,713,032.12	
Total 1002 · Cash, Checking		3,719,189.32
1003 · PFC Revenues		2,500.52
1005 · SPLOST 2022		3,880,719.74
1006 · 2023 Land Sales FLETC Dorms & L		1,097,793.28
1007 · Investments - Bank Deposits		-0.05
1010 · Prudential Investments		6,274,392.85
Total Checking/Savings		14,974,695.66
Accounts Receivable		
1020 · Accounts Receivable		-5,622,747.98
1021 · Pass Through Charges		469,038.35
1025-F · Contributions Receivable FED		1,161,297.74
1025-S · Contributions Receivable STATE		56,903.71
Total Accounts Receivable		-3,935,508.18
Other Current Assets		
1040 · Prepaid Insurance		129,401.38
1042 · Prepaid Salaries/Wages - Firema		22,770.88
1043 · Prepaid Taxes - Fireman		7,229.25
1046 · Less Retainage		-683,428.28
1066 · Lease Receivable (GASB87)		8,281,891.06
1499 · Undeposited Funds		76,514.75
Total Other Current Assets		7,834,379.04
Total Current Assets		18,873,566.52
Fixed Assets		
1101 · Office Equipment		618,688.48
1102 · Communication & Weather Equipt		233,701.93
1103 · Vehicles		1,361,073.86
1104 · Mobile Machinery and Equipment		1,047,690.36
1105 · Stationary Machinery & Equipmen		491,850.86
1106 · Security Equipment		241,388.60
1401 · Land - Brunswick		63,797.46
1403 · Improvements - Brunswick		11,467,924.77
1404 · Buildings - Brunswick		13,922,186.93
1405 · Road/Grounds/Sewers - BQK		3,961,061.20

GLYNN COUNTY AIRPORT COMMISSION
Balance Sheet
As of September 30, 2026

	Sep 30, 26	
1406 · Airfield Items - Brunswick		50,058,366.37
1407 · Capital Improvement Projec- BQK		
0003 · DBE Program Consulting Expenses		32,202.00
001 · Gulfstream Rental Credits-#1		31,875.00
1301 · DBE Expenses-Federal Reimburse		8,742.14
14095 · WaterBottle Refill Station Hold		3,800.00
14099 · HVAC Duct Cleaning - Terminal		29,500.00
14112 · GIDA Airport Industrial Area		22,824.34
14119 · Spray Foam Term Roof Leak Rprs		208,043.48
14129 · Paint Terminal, Breezeway, Fire		197,975.00
14130 · Paint/Wallpaper Inside Terminal		40,870.00
14132 · Janitorial Equipment for Termin		2,450.00
14141 · Building Modifications		36,045.00
14144 · Tipsy McFly's-Hold Room Upgrade		18,722.96
14146 · Carpet Replacement Rental Cars		7,134.00
14147 · Airfield Radio Purchase		1,690.85
14148 · Install Schwabb VFD Replacement		7,985.00
14154 · HVAC Vault Air Conditioning		10,600.00
14157 · Calibration Pad Recertification		4,993.75
176 · North MRO Taxiway Env & Design		
176F · Federal	185,453.81	
176L · Local	20,595.97	
176S · SPLOST North Apron Design P2	10.00	
Total 176 · North MRO Taxiway Env & Design		206,059.78
185C · ARFF Facility Rpl Const		
185C-F2 · ARFF Facility Rpl Const Fed 52	1,590,849.12	
185C-F3 · ARFF Facility Rpl Const Fed 53	2,951,359.00	
185C-L · ARFF Facility Rpl Const Local	138,715.24	
185C-S · ARFF Facility Rpl Const State	143,902.33	
185C-SP · ARFF Facility Rpl Const SPLOST	1,394,879.14	
Total 185C · ARFF Facility Rpl Const		6,219,704.83
185D · Design ARFF Fac Eval & Repl		
185F · ARFF Station Design Federal sha	400,648.06	
185GC · ARFF Station Design Glynn Count	445,164.57	
185L · Des ARFF Fac Eval & Repl Local	44,516.42	
Total 185D · Design ARFF Fac Eval & Repl		890,329.05
186 · Install Pass Board Bridge Repl		2,030,508.00
194 · Passenger Terminal Parking P3&4		
194F · Passenger Term Parking Exp Fede	3,301.60	
194L · Passenger Term Parking Local	354.40	
Total 194 · Passenger Terminal Parking P3&4		3,656.00
Total 1407 · Capital Improvement Projec- BQK		10,015,711.18
1601 · Land - St. Simons		10,603,054.34

GLYNN COUNTY AIRPORT COMMISSION
Balance Sheet
As of September 30, 2026

	Sep 30, 26	
1603 · Improvements - St. Simons		6,556,801.93
1604 · Buildings - St.Simons		598,740.75
1605 · Roads/Grounds/Sewers - SSI		955,343.28
1606 · Airfield Items - St. Simons		18,056,584.45
1607 · Capital Improvement Projec- SSI		
16098 · Hy-Security Complete Gate Contr		11,800.00
16100 · New Cummins 100KW Generator		127,810.00
16101 · ATCT Project		9,813.11
16103 · Present Weather Sensor AWOS Rpl		13,523.24
16104 · Trailer		7,999.00
16106 · Taxiway Alpha Emergency Repair		31,300.00
215C · Skylane Dev Infr Construction		
215CEDA · EDA Infrastructure Funds $6mil	1,000.00	
215CS · AP-026-9000-70 State	3,000.00	
215C · Skylane Dev Infr Construction - Other	1,624.00	
Total 215C · Skylane Dev Infr Construction		5,624.00
215D · Skylane Devel Infra Design		
215D-F · Skylane Dev Infr Design-Fed	326,684.04	
215D-L · Skylane Dev Infr Design-Local	36,670.21	
Total 215D · Skylane Devel Infra Design		363,354.25
215EA · Skylane Safety Imp EA		
215EA-F · 215EA-FED AP-67 Skylane EMAS EA	481,987.22	
215EA-L · Skylane Safety Imp EA Local	19,936.29	
Total 215EA · Skylane Safety Imp EA		501,923.51
219D · 219D Taxiw Charlie & Conn Desig		
219DF · Taxiway Charlie & Conn Federal	142,173.91	
219DL · Taxiway Charlie & Conn Local Sh	15,797.09	
Total 219D · 219D Taxiw Charlie & Conn Desig		157,971.00
220D · 4-22 Rehab Airfield Safe EMAS D		
220DF · 4-22 Rehab Airld Safe EMAS D FE	3,600.00	
220DL · 4-22 Airfld Safe EMAS D Local	400.00	
Total 220D · 4-22 Rehab Airfield Safe EMAS D		4,000.00
221 · SE Apron Pave Rehab Drain Imp		
221L · SE Apron Pave Rehab Drain Imp L	152,251.80	
221S · SE Apron Pave Rehab Drain Imp S	456,755.41	
Total 221 · SE Apron Pave Rehab Drain Imp		609,007.21
Total 1607 · Capital Improvement Projec- SSI		1,844,125.32
1801 · Master Plans/Noise Studies		1,339,764.47
1900 · Subscription Asset		30,645.20
1901 · Accumulated Depreciation		-85,958,214.56

GLYNN COUNTY AIRPORT COMMISSION
Balance Sheet
As of September 30, 2026

		Sep 30, 26
1902 · Accumulated Amortization		
1902.1 · Accumulated Amortization GASB96	-4,378.00	
1902 · Accumulated Amortization - Other	-903,104.91	
Total 1902 · Accumulated Amortization		-907,482.91
Total Fixed Assets		46,602,804.27
Other Assets		
1049 · Deferred Outflows Pension		437,129.88
1050 · Deferred Outflows OPEB		5,641.00
Total Other Assets		442,770.88
TOTAL ASSETS		**65,919,141.67**
LIABILITIES & EQUITY		
Liabilities		
Current Liabilities		
Accounts Payable		
2000 · Accounts Payable		
2001 · Accounts Payable - General	85,109.91	
2002 · Accounts Payable - Glynn County	85,483.42	
2003 · Accounts Payable - CIP	814,478.71	
2000 · Accounts Payable - Other	40,000.00	
Total 2000 · Accounts Payable		1,025,072.04
Total Accounts Payable		1,025,072.04
Other Current Liabilities		
2005 · Retainage Payable		-683,428.27
2006 · Accrued PTO		218,211.75
2007 · Accrued Payroll Taxes		3,471.59
2008 · Accrued Payroll		75,041.16
2009 · Deferred Contributed Capital		4,171.81
2010 · Advanced Rental Credits ST		25,500.00
2011 · Accrued Pension		-40.16
2013 · Property Transaction Dep/Exp		
Airstat, Inc.	4,568.00	
Crown Castle #809410 Amendment	92.00	
High Tide Aviation-Skylane RFP	19,820.00	
Home2 Suites SSI (S&J Hotel)	1,660.00	
Joint Water Sewer Commission	-4,446.00	
Lance Toland Future Facilities	2,000.00	
Longview Hangars Condo Assoc.	1,532.00	
Manning Aero Properties 10&11	3,000.00	
Odyssey GIA - Lot 1	2,000.00	
Odyssey GIA Holdings - Lot L	1,624.25	
Odyssey GIA Holdings - Lot N	1,650.12	
Odyssey GIA Holdings, LLC - FBO	-887.88	

GLYNN COUNTY AIRPORT COMMISSION
Balance Sheet
As of September 30, 2026

		Sep 30, 26
Pebble Partners-Skylane RFP	8,400.00	
Redfern Hangars	132.00	
Skylane Spaces 2026 Amendment	2,000.00	
Southern Aircraft Maintenance	2,000.00	
St. Simons Storage Company 2025	58.00	
TSGFD615, LLC	1,434.12	
VK Aviation-Skylane RFP	19,820.00	
Total 2013 · Property Transaction Dep/Exp		66,456.61
2014 · Due to Fire Protection District		40,000.00
2021 · Net Pension Liability		923,598.30
2022 · Total OPEB Liability		80,041.00
2023 · Subscription Liability (GASB96)		15,539.14
2024 · Compensated Absences		57,816.45
Total Other Current Liabilities		826,379.38
Total Current Liabilities		1,851,451.42
Long Term Liabilities		
2110 · Advance Rental Credits LT		
2110GUL · Gulfstream	15,760.02	
Total 2110 · Advance Rental Credits LT		15,760.02
2111 · Deferred Revenue		-0.03
2112 · Deferred Pension Inflows of Res		533,948.00
2113 · Deferred Inflows of Resources		
Related to Leases (GASB87)	7,811,501.79	
Related to OPEB	78,019.00	
Total 2113 · Deferred Inflows of Resources		7,889,520.79
Total Long Term Liabilities		8,439,228.78
Total Liabilities		10,290,680.20
Equity		
3000 · Opening Bal Equity		
Qbooks Transfer	-2,053,661.36	
3000 · Opening Bal Equity - Other	13,959.89	
Total 3000 · Opening Bal Equity		-2,039,701.47
3100 · Retained Earnings		3,182,407.19
3101 · Contributed Capital		54,391,933.15
3105 · Capital Contributed to Others		-149,107.29
3106 · Rounding Equity		3.00
Net Income		242,926.89
Total Equity		55,628,461.47

GLYNN COUNTY AIRPORT COMMISSION
Balance Sheet
As of September 30, 2026

	Sep 30, 26
TOTAL LIABILITIES & EQUITY	65,919,141.67

GLYNN COUNTY AIRPORT COMMISSION
Profit & Loss Budget Performance YTD
July through September 2026

	Jul - Sep 26	Budget	% of Budget	Jul - Sep 26	YTD Budget	% of Budget	Annual Budget
Ordinary Income/Expense							
Income							
4000 · Non-Operating Income							
4001 · Interest Income	45,347.13	75,000.00	60.5%	45,347.13	75,000.00	60.5%	300,000.00
4005 · LEO Reimbursement	3,000.00			3,000.00			
Total 4000 · Non-Operating Income	48,347.13	75,000.00	64.5%	48,347.13	75,000.00	64.5%	300,000.00
4200 · Operating Income							
FIXED LEASE REVENUE	895,102.56	935,779.71	95.7%	895,102.56	935,779.71	95.7%	3,743,119.00
MISCELLANEOUS	20,215.02	26,108.52	77.4%	20,215.02	26,108.52	77.4%	114,434.00
VARIABLE LEASE REVENUE	179,686.96	207,922.17	86.4%	179,686.96	207,922.17	86.4%	831,689.00
4212 · PFC	18,972.20	54,062.25	35.1%	18,972.20	54,062.25	35.1%	216,249.00
Total 4200 · Operating Income	1,113,976.74	1,223,872.65	91.0%	1,113,976.74	1,223,872.65	91.0%	4,905,491.00
Total Income	1,162,323.87	1,298,872.65	89.5%	1,162,323.87	1,298,872.65	89.5%	5,205,491.00
Gross Profit	1,162,323.87	1,298,872.65	89.5%	1,162,323.87	1,298,872.65	89.5%	5,205,491.00
Expense							
5000 · Personnel Expenses	523,285.43	667,018.98	78.5%	523,285.43	667,018.98	78.5%	2,668,076.00
6000 · Administrative Expenses	221,402.05	292,713.93	75.6%	221,402.05	292,713.93	75.6%	1,173,125.00
7000 · Maintenance Expenses	194,520.20	167,773.14	115.9%	194,520.20	167,773.14	115.9%	701,092.00
7115 · Safety/Ops	4,289.34	7,150.02	60.0%	4,289.34	7,150.02	60.0%	28,600.00
7116 · ARFF Training and Supplies/Ag...	0.00	1,375.02	0.0%	0.00	1,375.02	0.0%	5,500.00
7515 · Security Expenses	1,448.12	750.00	193.1%	1,448.12	750.00	193.1%	3,000.00
8000 · Utilities	82,180.82	101,575.02	80.9%	82,180.82	101,575.02	80.9%	406,300.00
Total Expense	1,027,125.96	1,238,356.11	82.9%	1,027,125.96	1,238,356.11	82.9%	4,985,693.00
Net Ordinary Income	135,197.91	60,516.54	223.4%	135,197.91	60,516.54	223.4%	219,798.00
Other Income/Expense							
Other Income							
4002 · Stipends & Grants	1,094,461.83			1,094,461.83			

GLYNN COUNTY AIRPORT COMMISSION
Profit & Loss Budget Performance YTD
July through September 2026

	Jul - Sep 26	Budget	% of Budget	Jul - Sep 26	YTD Budget	% of Budget	Annual Budget
Total Other Income	1,094,461.83			1,094,461.83			
Other Expense							
9101 · Depreciation Expense - GCAC FA	106,057.38			106,057.38			
9102 · Depreciation Expense - Grant FA	880,675.47			880,675.47			
Total Other Expense	986,732.85			986,732.85			
Net Other Income	107,728.98			107,728.98			
Net Income	**242,926.89**	**60,516.54**	**401.4%**	**242,926.89**	**60,516.54**	**401.4%**	**219,798.00**