

DELTA FLIGHT ACTIVITY AT BRUNSWICK

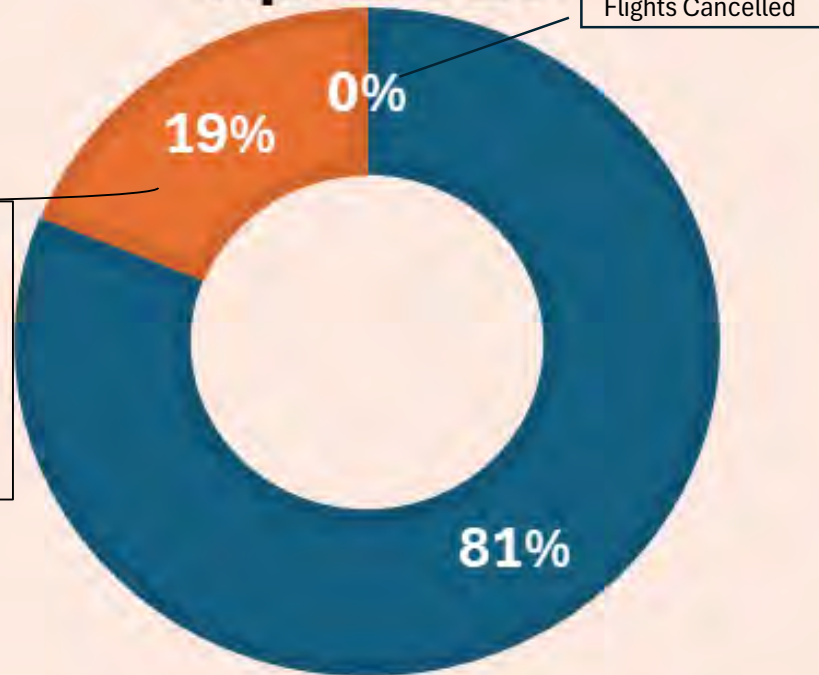
Departures Through April 2026

| Month | # of Flights | | Flights | | Actual | | Reliab % | Load | Enplaned | Total Enplaned | Total Capacity | Cumulative | % Change | Deplaned | Cumulative | % Change |
|------------------------------------|--------------|------------|----------|--------------|------------|---------------|----------|---------------|---------------|----------------|----------------|------------|----------|---------------|------------|----------|
| | Sched | Cumulative | Canceled | Flights | Cumulative | Factor | | Passgr | Passgr | Prev Yr. | | | Passgrs | Prev Yr. | | |
| Jan-25 | 83 | 83 | 10 | 73 | 73 | 88% | 71.57% | 3,605 | | | 5,037 | 3,605 | 20% | 3,168 | 3,168 | 17% |
| Feb-25 | 78 | 161 | 0 | 78 | 151 | 100% | 70.29% | 3,783 | | | 5,382 | 7,388 | 21% | 3,844 | 7,012 | 19% |
| Mar-25 | 91 | 252 | 0 | 91 | 242 | 100% | 78.71% | 4,942 | | | 6,279 | 12,330 | 35% | 5,131 | 12,143 | 37% |
| Apr-25 | 91 | 343 | 1 | 47 | 289 | 99% | CRJ700 | 2,968 | 4,902 | | 3,243 | 15,298 | 33% | 5,009 | 17,152 | 33% |
| | | | | 43 | 332 | | CRJ900 | 1,934 | | | 3,268 | 17,232 | | | | |
| May-25 | 92 | 435 | 0 | 32 | 364 | 100% | CRJ700 | 1,970 | 5,510 | | 2,208 | 19,202 | 45% | 5,431 | 22,583 | 50% |
| | | | | 60 | 424 | | CRJ900 | 3,540 | | | 4,560 | 22,742 | | | | |
| Jun-25 | 91 | 526 | 4 | 71 | 495 | 96% | CRJ700 | 3,676 | 4,963 | | 4,899 | 26,418 | 24% | 5,072 | 27,655 | 30% |
| | | | | 20 | 515 | | CRJ900 | 1,287 | | | 1,520 | 27,705 | | | | |
| Jul-25 | 91 | 617 | 1 | 83 | 598 | 99% | CRJ700 | 4,613 | 5,048 | | 5,727 | 32,318 | 39% | 5,058 | 32,713 | 44% |
| | | | | 7 | 605 | | CRJ900 | 435 | | | 532 | 32,753 | | | | |
| Aug-25 | 93 | 710 | 0 | 90 | 695 | 100% | CRJ700 | 5,059 | 5,230 | | 6,210 | 37,812 | 45% | 5,026 | 37,739 | 46% |
| | | | | 3 | 698 | | CRJ900 | 171 | | | 228 | 37,983 | | | | |
| Sep-25 | 90 | 800 | 0 | 84 | 782 | 100% | CRJ700 | 4,758 | 5,075 | | 5,796 | 42,741 | 44% | 5,044 | 42,783 | 51% |
| | | | | 6 | 788 | | CRJ900 | 317 | | | 43,058 | | | | | |
| Oct-25 | 92 | 892 | 0 | 89 | 877 | 100% | CRJ700 | 5,057 | 5,210 | | 6,141 | 48,115 | 22% | 5,932 | 48,715 | 32% |
| | | | | 3 | 880 | | CRJ900 | 153 | | | 228 | 48,268 | | | | |
| Nov-25 | 87 | 979 | 4 | 64 | 944 | 95% | CRJ700 | 3,146 | 4,350 | | 4,416 | 51,414 | -1% | 4,493 | 53,208 | -2% |
| | | | | 19 | 963 | | CRJ900 | 1,204 | | | 1,444 | 52,618 | | | | |
| Dec-25 | 81 | 1,060 | 0 | 45 | 1,008 | 100% | CRJ700 | 2,181 | 4,286 | | 3,105 | 54,799 | 6% | 4,292 | 57,500 | 5% |
| | | | | 36 | 1,044 | | CRJ900 | 2,105 | | | 2,736 | 56,904 | | | | |
| | | | | | | | | | | | | | | | | |
| Jan-26 | 89 | 89 | 5 | 49 | 49 | 94% | CRJ700 | 2,369 | 3,896 | | 3,381 | 2,369 | 8% | 3,749 | 3,749 | 18% |
| Feb-26 | 84 | 173 | 0 | 35 | 84 | 100% | CRJ900 | 1,527 | | | 2,660 | 3,896 | 6% | 4,398 | 8,147 | 14% |
| | | | | 24 | 168 | | CRJ700 | 2,995 | | | 4,023 | 4,140 | | | | |
| Mar-26 | 93 | 266 | 2 | 60 | 228 | 98% | CRJ700 | 1,028 | 5,130 | | 1,824 | 7,919 | 4% | 5,087 | 13,234 | -1% |
| | | | | 31 | 259 | | CRJ900 | 3,226 | | | 5,130 | 4,140 | | | | |
| Apr-26 | 90 | 356 | 0 | 63 | 322 | 100% | CRJ700 | 1,904 | 5,303 | | 2,356 | 13,049 | 8% | 5,152 | 18,386 | 3% |
| | | | | 27 | 349 | | CRJ900 | 3,520 | | | 5,303 | 4,347 | | | | |
| | | | | | | | | | | | | | | | | |
| YTD Total | 356 | | 7 | 349 | | | | | 18,352 | | | | | 18,386 | | |
| CYTD/Mo Cumulative Average | 89 | | 2 | 44 | | 98.03% | | 76.21% | 2,294 | | | | | 4,597 | | |
| | | | | | | | | | | | | | | | | |
| CYTD /Prior Year Comparison | 3.79% | | | 5.12% | | 1.24 | | 0.99 | 6.50% | | | | | 7.19% | | |

Enplaned Passengers



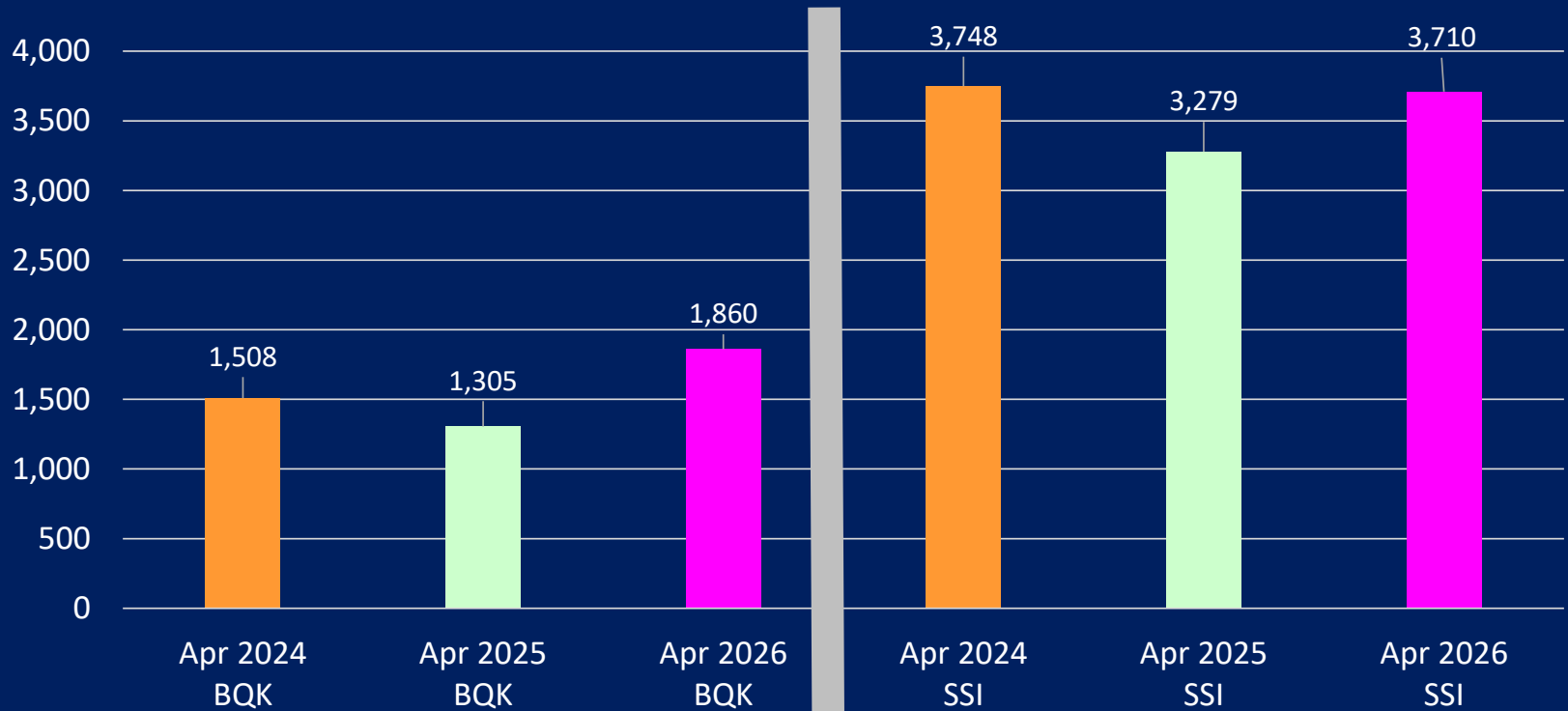
BQK Passenger Reliability Statistics Departures April 2026



| | # of Flights | % of Delays |
|-------------|--------------|---------------|
| Maintenance | 5 | 29.41% |
| Weather | 2 | 11.76% |
| Crew | <u>10</u> | <u>58.82%</u> |
| | 17 | 100.00% |

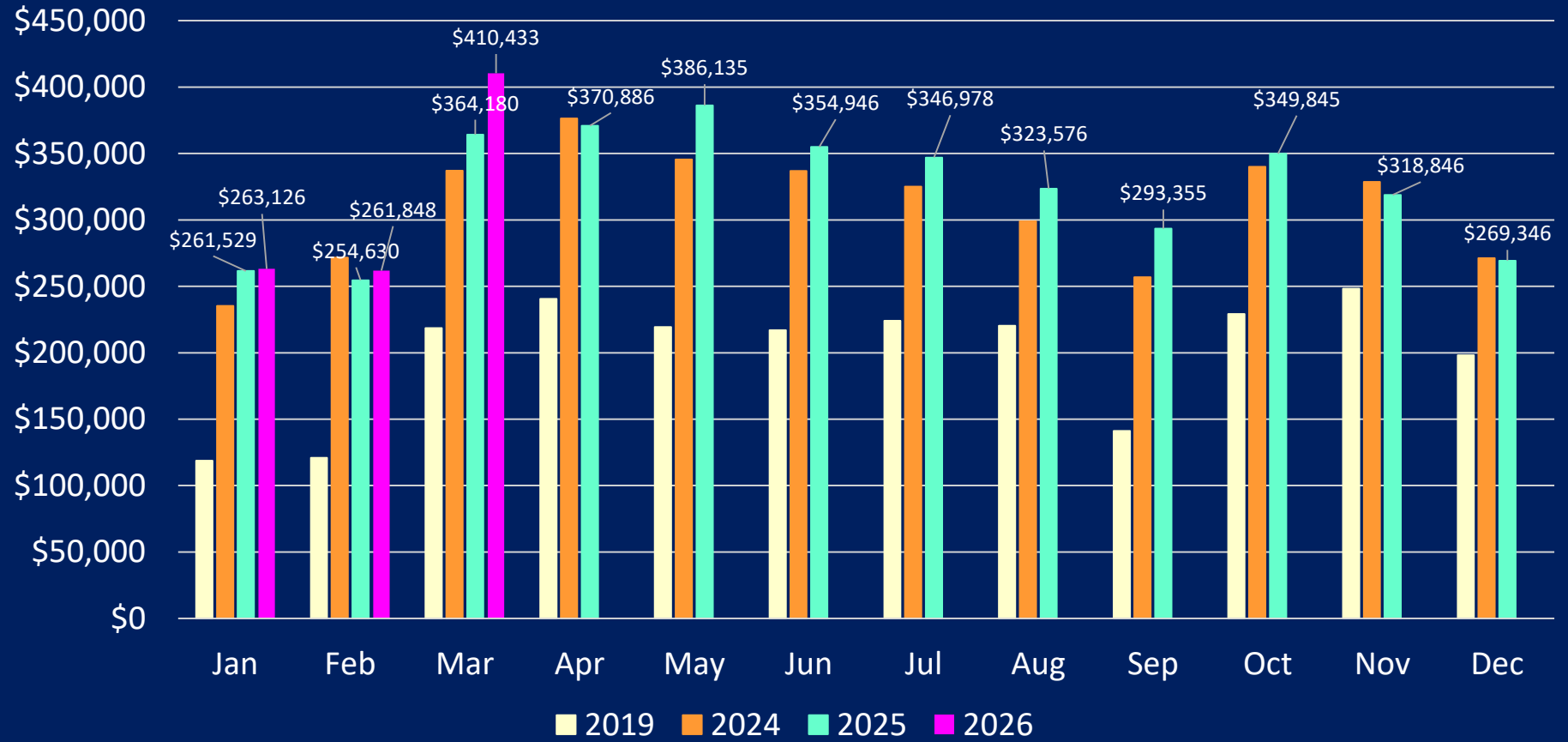
■ Total Flights On-Time ■ Total Flights Delayed ■ Total Flights Cancelled

Aircraft Operations



Source ADS-B

Rental Car Gross Receipts - Both Airports



BQK Parking Lot Average Inventory

